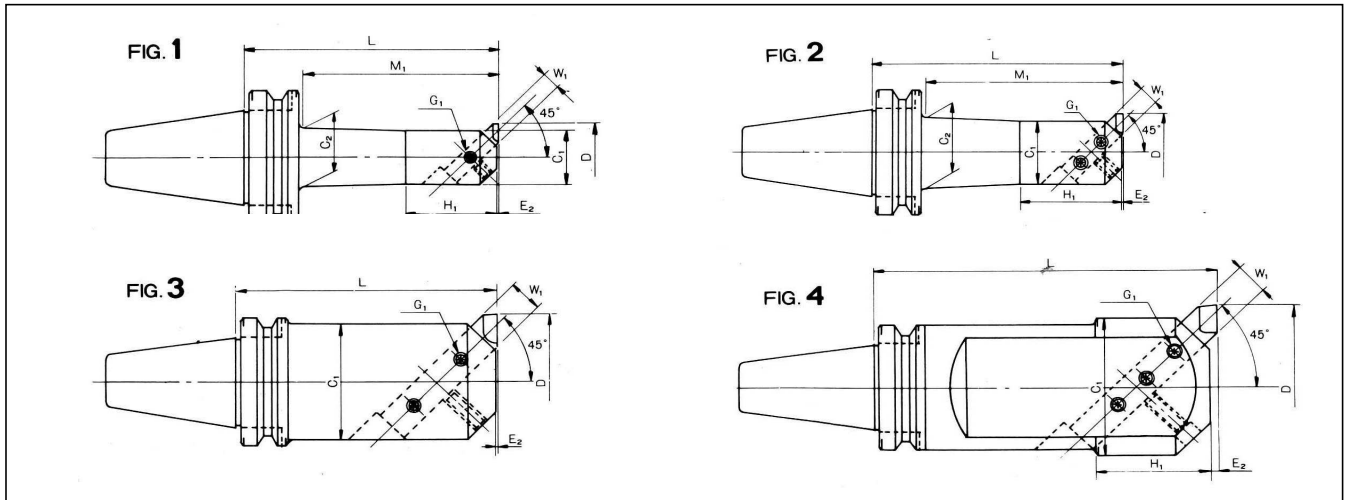




ATC 用ボーリングバー 角バイト傾斜式 A 型 (BSA)

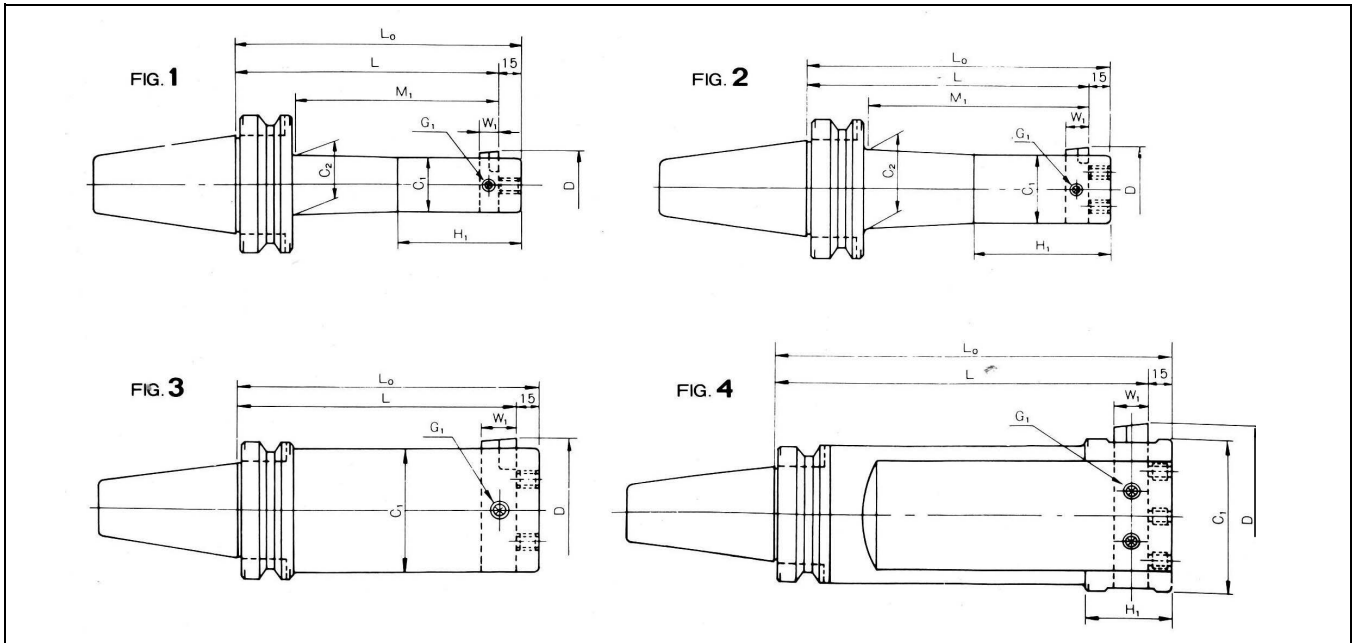


CODE	FIG.	D		L	C1	C2	M1	H1	E2	W1	G1	質量 kg
		MIN	MAX									
BT40-BSA 25-135	1	25	38	135	20	22	105	35	1.0	8	M 6	1.5
-BSA 30-150		30	42	150	24	26	120	40	1.6			
-BSA 38-165		38	52	165	30	33	135	50	2.6			
-BSA 50-165	2	50	65	210	40	44	180	65	3.0	13	M10	2.5
-210		210	40	44	180	65	3.0	13	3.0			
-BSA 62-165	3	62	90	165	50	-	135	-	2.0	16	M10	4.5
-225	225			56		195	80	2.0				
-BSA 72-165	3	72	110	165	60	-	-	95	2.4	19	M10	4.0
-225				225		60	-					95
-BSA 90-165	4	90	125	165	75	-	-	60	4.0	19	M12	4.5
-210				210		75	-					60

CODE	FIG.	D		L	C1	C2	M1	H1	E2	W1	G1	質量 kg				
		MIX	MAX													
BT50-BSA 25-135	1	25	38	135	20	22	92	35	1.0	8	M 6	4.2				
-BSA 30-165		30	42	165	24	26	122	40	1.6			4.4				
-BSA 38-180		38	52	180	30	33	137	50	2.6			10	M 8	4.8		
-BSA 42-210		42	56	210	34	37	167	60	2.0					5.0		
-BSA 50-180		50	65	180	40	44	137	65	3.0			13	M10	5.4		
-240	240			44			197			65	3.0			13	5.7	
-BSA 62-195	2	62	90	195	50	56	152	80	2.0	16	M10	6.2				
-240				240			56					197	80	2.0	16	7.4
-270				270			56					227	80	2.0	16	7.6
-BSA 72-195		72	110	195	60	66	152	95	2.4	19	M10	7.0				
-240				240			66					197	95	2.4	19	7.9
-285	285	66	242	95	2.4	19	9.3									
-BSA 90-210	3	90	125	210	75	80	167	110	4.0	25	M12	9.2				
-300				300			80					257	110	4.0	25	12.3
-BSA105-195				195			90					90	-	-	3.0	25
-285	285	90	90	-	-	3.0	25	15.0								
-BSA130-255	4	130	190	255	108	-	-	85	6.0	25	M12	14.5				



ATC 用ボーリングバー 角バイト直角式 B 型 (BSB)

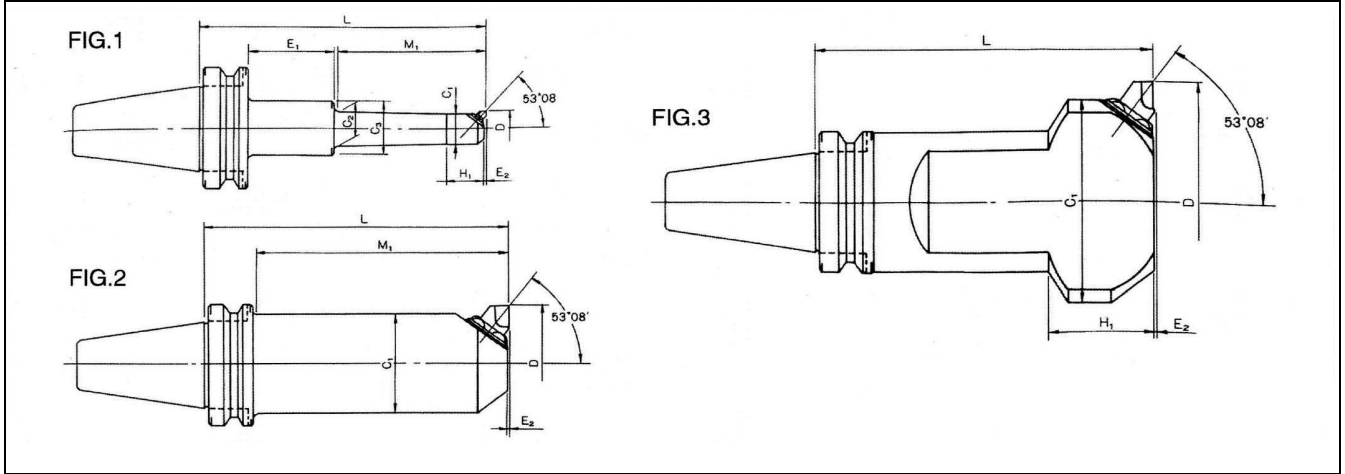


CODE	FIG.	D		L	L ₀	M ₁	C ₁	C ₂	G ₁	H ₁	W ₁	質量 kg	
		MIX	MAX										
BT40-BSB25-135	1	25	52	135	150	105	20	22	M 8	50	8	1.5	
-BSB38-165		38	70	165	180	135	30	33		70	10	2.0	
-BSB50-165		50	90	210	225	180	40	44		85	13	2.5	
-210												3.0	
-BSB62-165	3	62	115	165	180	135	50	-	M10	-	16	3.5	
-225	2			225	240	195		56		95		5.0	
-BSB72-165	3	72	135	165	180	-	60	-		M12	-	19	4.5
-225				225	240	-		60			-		6.0
-BSB90-165	4	90	150	165	180	-	75	-	60		25	5.0	
-210				210	225	-		75	-			6.0	
-BSB105-195	4	105	190	195	210	-	90	-	60	25	10.1		
-285				285	300	-		90	-		14.5		
BT50-BSB25-135	1	25	52	135	150	92	20	22	M 8	50	8	4.3	
-BSB38-180		38	70	180	195	137	30	32		70	10	4.6	
-BSB50-180		50	90	180	195	137	40	44		85	13	5.5	
-240												5.8	
-BSB62-195	2	62	115	195	210	152	50	56	M10	95	16	6.4	
-270				270	285	227						7.8	
-BSB72-195	2	72	135	195	210	152	60	66		M12	110	19	7.3
-285				285	300	242							9.6
-BSB90-210	4	90	150	210	225	167	75	80	130		25	9.7	
-300				300	315	257			12.8				
-BSB105-195	3	105	190	195	210	-	90	-	M12	-	25	11.4	
-285	2			285	300	-		94		150		15.7	
-BSB130-255	4	130	260	255	270	-	110	-	60			14.1	



ATC 用ボーリングバー カートリッジ式 A 型 (BCA)

BT40, BT45



CODE	FIG.	D		L	M1	C1	C2	C3	H1	E1	E2	UNIT CODE	質量 kg		
		MIX	MAX												
BT40-BCA13. 5-105	1	13.5	16.0	105	67	12	13	44	15	8	0.2	M 1B2E or F-40	1.5		
-165			165							68			2.0		
-BCA14. 5-105		14.5	17.0	105	73	12	14		18	8		1.5			
-165			165							68		2.0			
-BCA16 -105		16.0	22.5	105	86	14	15	23	2	1.5					
-180			180						77	2.0					
-BCA19 -120		19.0	23.0	120	105	16	18	24	4	1.5					
-180			180						64	2.0					
-BCA23 135		23.0	29.0	135	115	19	22	30	-	1.5					
-195			195						60	2.0					
-BCA29 -150		29.0	41.0	150	33	25	28	41	5	1.5					
-195			195						50	2.0					
-BCA38 -150		38.0	49.0	150	38	33	35	45	5	2.0					
-210			210	172					8	2.5					
-BCA46 -150	46.0	66.0	150	55	38	41	55	5	2.5						
-225		225	182					13	3.0						
-BCA62 -165	2	62.0	87.0	165	135	51	-	-	-	3.5					
-225	1			225	184	57	62	60	11	4.5					
-BCA83 -120	2	83.0	108.0	120	-	63	-	-	-	-	-	M 7A2E or F-80	3.5		
-165				165									4.5		
-225				225									4.5		
-BCA98 -165	3	98.0	142.0	165	75	75	50	50	-	6.0	M10A2E or F-80				
BT45-BCA13. 5-105	1	13.5	16.0	105	67	12	13	44	15	0.2	M 1B2E or F	2.3			
-BCA14. 5-105		14.5	17.0	105									14	2.5	
-BCA16 -120		16.0	22.5	120	73	14	15		18		9	2.5			
-BCA19 -135		19.0	23.0	135							86	16	18	11	3.0
-BCA23 -150		23.0	29.0	150	105	19	22	24	7					3.0	
-BCA29 -165		29.0	41.0	165					115		25	28	30	12	3.5
-BCA38 -165		38.0	49.0	165	33	33	35	41						-	3.5
-210			210	172					37		55	41	-	4.0	
-BCA46 -165		46.0	66.0	165	38	41	44	55	45		12	4.0			
-225			225	182							44	-	45	12	4.0
-BCA62 -180		2	62.0	87.0	180	137	51	-	-		-	-	-	M 7A2E or F	5.5
-225		1			225	184	57	70	60		60	-	-	7.0	
-BCA83 -165		2	83.0	108.0	165	122	63	-	-		-	-	-	8.0	
-240		1			240	190	70	-	-		70	-	-	11.0	
BCA98 -165	2	98.0	142.0	165	122	83	-	-	-	-	-	M10A2E or F	8.0		
-240					240	197	197	11.0							

※ マイクロユニットのチップはE(鋼用)、F(鋳鉄用)いずれかを指示下さい。